

# THE CREATION OF A PAGE




## TUTORIAL AND GUIDE



BY TOM HART

# 1. INSPIRATION

Inpiration came from the previous strip, where two boys find some recording equipment and interview some of the main characters in the strip. I wanted to explore this further.



Having read Gilbert Hernandez's Fear of Comics that morning, I was struck by the man posing questions to a tree.

## 2. SKETCHES AND PLAY

Exploring the idea via doodling and writing.  
Questions and lists: What things can you do with a microphone?



100 THINGS TO DO WITH A MICROPHONE?

MEAN GENE  
INTERVIEW SPART STARS  
CELEBRITIES → CARPET

- STICK IT IN A BAD PLACE
- RECORD STREAMS AND OTHER SOUNDS
- START A BAND WITH APPLIANCES LIKE FAN ALBERT
- START A RADIO STATION
- HIT SOMEBODY WITH IT
- KARAOKE
- MUSIC VIDEO

STEPH - IMPRO WHAT IF

### 3. DEEPER EXPLORATION AND FIRST PANELS

Playing around with my favorite story structure outlines (a sort of "story circle" or adventure, left) and then imaginative writings (top right) I come to something I am mostly happy with. I begin drawing panels down below (see numbered 1-7 and 8 and 9 on the previous page.)



the boys are digging through the junk and find a working microphone headphones and tape deck. The law sticks + tests it and sticks it in the face of a copper store indian, ~~stare~~. He asks, "Mr Indian, can you tell us about living here in the junkyard (course Bono said just describe where you live.) Silence. Hector chimes in - you gotta ask something alive dummy. Next (2. is interviewing a rat. Mr rat are you happy here - the rat is comfortably chewing on a giant piece of cotton candy. "That wasn't any better he says, and meanwhile asks a kenmore washer, the top of a truck. While chasing walking around he falls in (chasing, or moving something?) to the giant garbage pit. Inside asks himself well Chuck, what do you Blah Blah. Hutch appears - you guys are new to this. aren't you??




- 1 ORD — JUNK, MICROPHONE =
- 2 CALL — some
- 3 REFU — silence
- 4 MENTAR — Hutch see b
- 5 FIRST — animal? snake/rat
- 6 ALL — other things - a policemen
- 7 PATH — fe
- 8 ORDEAL — fell in, asks himself question with microphone
- 9 REWARD — skateboard
- 10 ROAD BACK — digs out,
- 11 RESURRECT — asks skateboard something
- 12 ELIXIR — human arches



Great this thing sucks  
 maybe ok this boring. At least find something that makes noise.  
 (4) Rat squeak squeak (5) Law's ocean!!

## 4. FIRST ROUGHS



Roughed on pre-printed copy paper using red prismacolor pencil. Mostly looking for compositions and gestures.

## 5. SECOND ROUND OF ROUGHS




Traced up on a lightbox with a mechanical pencil on pre-printed copy paper.

Still exploring solutions and ideas.

## 6. RESEARCH AND POSES

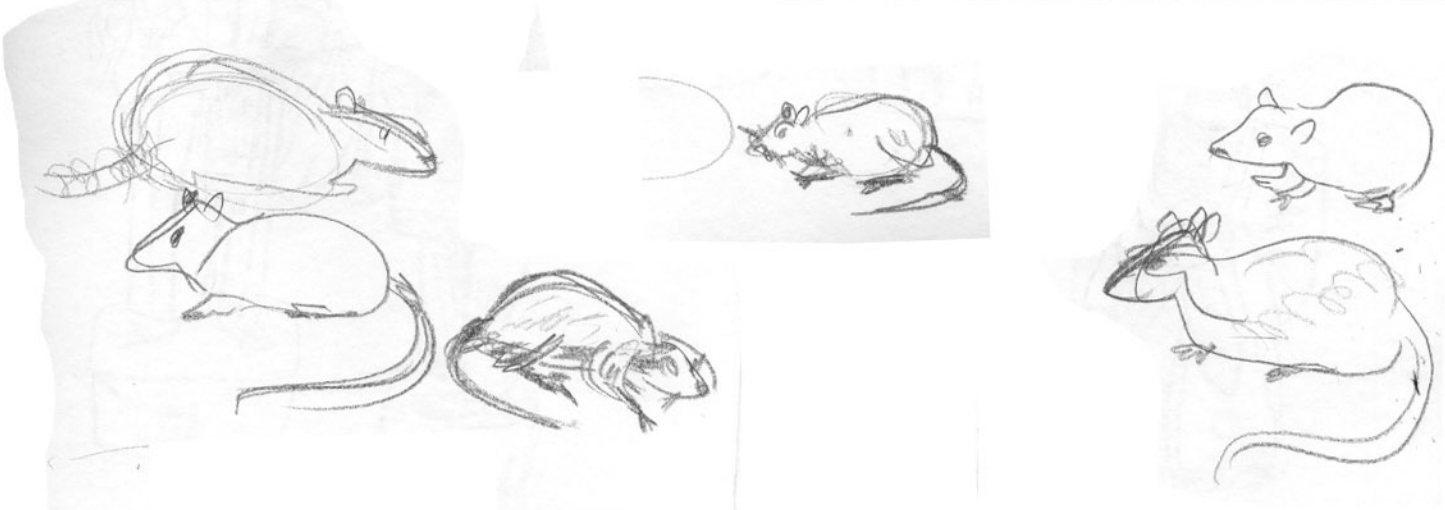
54 Falling

Yes! I use the Manga Pose Resource book for really crazy action poses. I used this one among others.



## 7. VISUAL RESEARCH

CIGAR STORE INDIANS




From a book on costumes I drew some "cigar store Indians" and from Google Images, I sketched some rats. (I was never pleased with my rat drawings in this strip...) I also sketched raccoons from a book on drawing animals.

I always sketch in red pencil, cause the waxiness makes for a quick, smooth drawing experience that makes great, pleasing gesture drawings.



# 8. FIRST PENCILS

Now pencilling on bristol board, using the lightbox to work from the previous drawings.



I focus on the drawings that are easy and fun. The hard ones come later.

# AND FINISHED PENCILS

If I get real discouraged I'll start inking before the pencils are done, but this time I didn't...






# 9- INKS!

Just like with the pencils, I ink what I like first, and save the scary stuff for last..

The back view of the kid was the biggest battle on this page and took ages to get right in the inks.

I also think I might have overdone some of the hatching..



Original Size



Printed



## Pens Used



- Gillotts 850 for 90% of the inking
- Kohinoor Rapidograph Size .3 for details
- Kohinoor Rapidograph Size 1.2 for outlines
- Sakura Brush Pen for blacks



10. FINAL INKS!

